

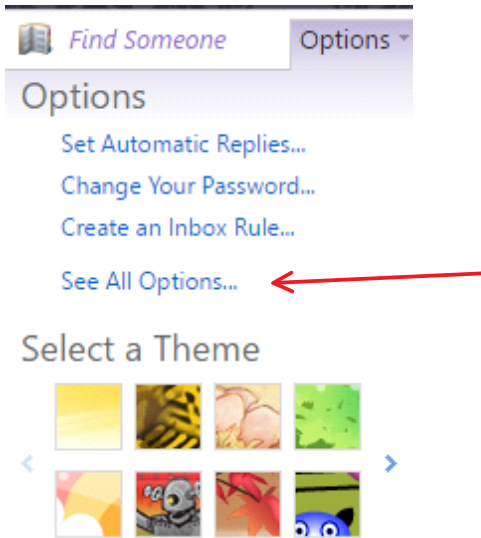
Outlook Group Joining

Wednesday, March 15, 2017 11:23 AM

Click "Options" in the upper right corner of Outlook Web App

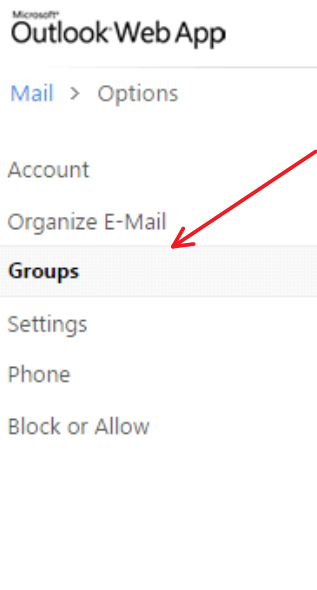


Click "See All Options"

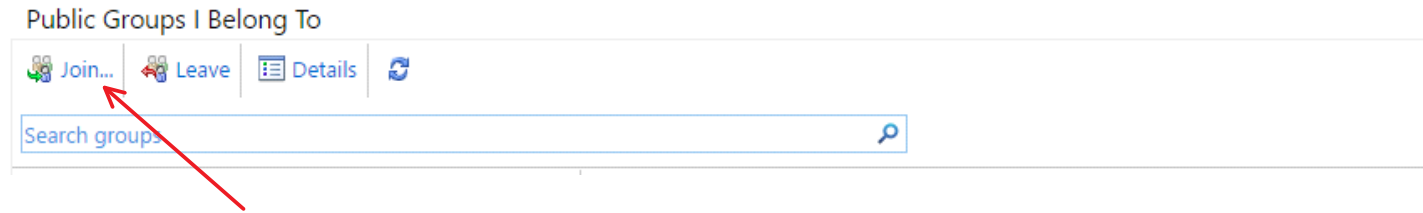


Screen clipping taken: 4/16/2017 12:19 PM

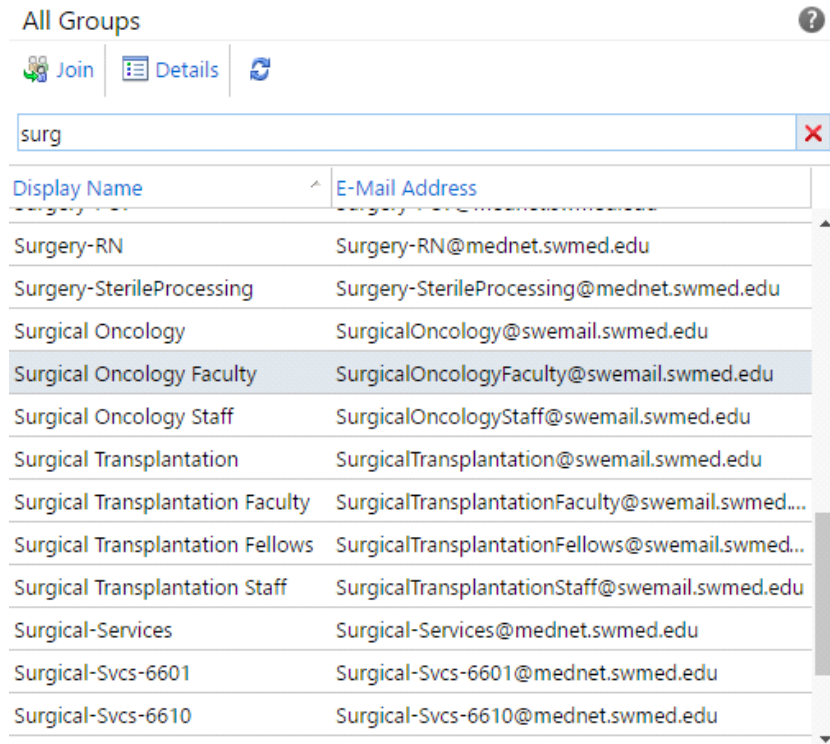
Click "Groups" on the left side




Under "Public Groups I Belong To," click "Join..."
(on the left side, not the right side that says "Public Groups I Own")







Search for that group you've been dreaming of joining.
Surgical Oncology Faculty? Don't mind if I do...




Click "Join"
Oh look, I'm in Cary now


All Groups 

 Join  Details 



Display Name	E-Mail Address
Cary2017	Cary2017@swemail.swmed.edu

Information 

 You successfully joined the group "Cary2020".

1 selected of 4 total